



COMISION CENTROAMERICANA DE TRANSPORTE MARITIMO



Istmo Centroamericano: Movimiento de carga por país, (Miles de Tm), Años 2001-2017

| País/Año | 2001 | 2002 | 2003 | 2004 | 2005 | 2006 |
|------------------------------|---------------|---------------|---------------|---------------|---------------|---------------|
| Guatemala | 11,246 | 12,217 | 14,640 | 14,678 | 15,753 | 16,080 |
| El Salvador | 4,592 | 4,546 | 4,698 | 4,686 | 5,098 | 5,965 |
| Honduras | 6,882 | 7,083 | 7,658 | 8,732 | 9,273 | 9,393 |
| Nicaragua | 2,363 | 2,094 | 2,146 | 2,328 | 2,505 | 2,707 |
| Costa Rica | 9,078 | 9,760 | 10,439 | 10,915 | 11,334 | 12,824 |
| Panamá | 23,139 | 21,291 | 24,626 | 34,795 | 36,699 | 39,245 |
| Istmo Centroamericano | 57,300 | 56,991 | 64,207 | 76,134 | 80,664 | 86,214 |

Continúa

Continuación

Istmo Centroamericano: Movimiento de carga por país, (Miles de Tm), Años 2001-2017

| País/Año | 2007 | 2008 | 2009 | 2010 | 2011 | 2012 |
|------------------------------|---------------|---------------|----------------|----------------|----------------|----------------|
| Guatemala | 16,876 | 15,860 | 15,978 | 16,876 | 18,301 | 18,467 |
| El Salvador | 6,156 | 6,010 | 4,931 | 5,392 | 5,848 | 5,807 |
| Honduras | 9,819 | 10,476 | 9,450 | 10,582 | 12,137 | 13,057 |
| Nicaragua | 2,938 | 2,799 | 2,834 | 3,009 | 3,438 | 3,651 |
| Costa Rica | 13,674 | 13,909 | 12,069 | 13,474 | 14,207 | 14,691 |
| Panamá | 44,826 | 47,047 | 54,881 | 54,819 | 62,425 | 74,708 |
| Istmo Centroamericano | 94,289 | 96,100 | 100,144 | 104,152 | 116,356 | 130,381 |

Continúa

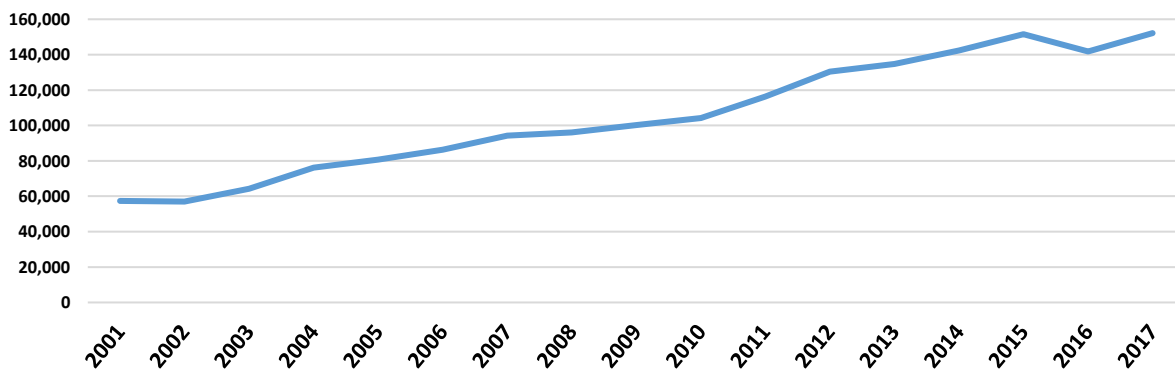
Continuación

Istmo Centroamericano: Movimiento de carga por país, (Miles de Tm), Años 2001-2017

| País/Año | 2013 | 2014 | 2015 | 2016 | 2017 |
|------------------------------|----------------|----------------|----------------|----------------|----------------|
| Guatemala | 20,376 | 24,066 | 26,172 | 26,415 | 27,437 |
| El Salvador | 5,744 | 5,745 | 6,362 | 6,657 | 6,559 |
| Honduras | 14,117 | 13,936 | 13,845 | 13,839 | 14,094 |
| Nicaragua | 3,622 | 3,854 | 4,275 | 4,397 | 4,828 |
| Costa Rica | 14,932 | 15,499 | 15,344 | 16,670 | 17,143 |
| Panamá | 75,954 | 79,264 | 85,488 | 73,762 | 82,107 |
| Istmo Centroamericano | 134,746 | 142,364 | 151,485 | 141,740 | 152,168 |

Fuente: Empresas Portuarias del Istmo Centroamericano y Autoridad Marítima de Panamá

Istmo Centroamericano: Movimiento de carga, (Miles de Tm), Años 2001-2017



Fuente: Empresas Portuarias del Istmo Centroamericano y Autoridad Marítima de Panamá

“Por una Región Competitiva e Integrada para el Desarrollo del Transporte Marítimo y el Comercio Internacional”

Tel. (505) 2222-2754, 2222-3560 Fax. (505) 2222-2759. www.cocatram.org.ni



COMISION CENTROAMERICANA DE TRANSPORTE MARITIMO



Continúa

Istmo Centroamericano: Movimiento de buques por país, (Miles de Tm), Años 2001-2017

| País/Año | 2001 | 2002 | 2003 | 2004 | 2005 | 2006 |
|------------------------------|---------------|---------------|---------------|---------------|---------------|---------------|
| Guatemala | 2,534 | 2,637 | 2,912 | 3,055 | 3,112 | 3,366 |
| El Salvador | 445 | 451 | 546 | 590 | 610 | 718 |
| Honduras | 2,154 | 2,212 | 2,293 | 2,324 | 2,309 | 2,377 |
| Nicaragua | 544 | 422 | 432 | 421 | 449 | 621 |
| Costa Rica | 2,386 | 2,642 | 2,732 | 2,737 | 2,779 | 3,042 |
| Panamá | 4,911 | 4,823 | 5,140 | 5,479 | 5,998 | 6,159 |
| Istmo Centroamericano | 12,974 | 13,187 | 14,055 | 14,606 | 15,257 | 16,283 |

Continuación

Istmo Centroamericano: Movimiento de buques por país, (Miles de Tm), Años 2001-2017

| País/Año | 2007 | 2008 | 2009 | 2010 | 2011 | 2012 |
|------------------------------|---------------|---------------|---------------|---------------|---------------|---------------|
| Guatemala | 3,546 | 3,370 | 3,261 | 3,501 | 3,328 | 3,173 |
| El Salvador | 855 | 729 | 630 | 620 | 725 | 743 |
| Honduras | 2,547 | 2,456 | 2,238 | 2,252 | 2,570 | 2,165 |
| Nicaragua | 676 | 673 | 596 | 640 | 642 | 569 |
| Costa Rica | 3,215 | 3,078 | 2,999 | 3,136 | 3,373 | 3,322 |
| Panamá | 6,570 | 6,821 | 6,567 | 7,388 | 8,129 | 7,945 |
| Istmo Centroamericano | 17,409 | 17,127 | 16,291 | 17,537 | 18,767 | 17,917 |

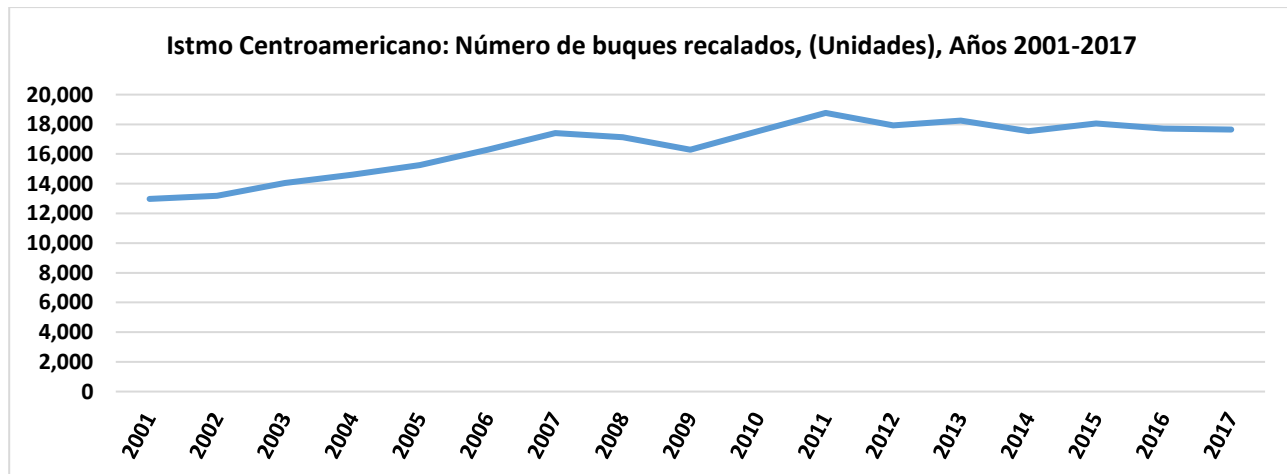
Continúa

Continuación

Istmo Centroamericano: Movimiento de buques por país, (Miles de Tm), Años 2001-2017

| País/Año | 2013 | 2014 | 2015 | 2016 | 2017 |
|------------------------------|---------------|---------------|---------------|---------------|---------------|
| Guatemala | 3,334 | 3,339 | 3,273 | 3,349 | 3,324 |
| El Salvador | 810 | 766 | 823 | 801 | 841 |
| Honduras | 2,281 | 2,375 | 2,309 | 2,400 | 2,417 |
| Nicaragua | 640 | 585 | 668 | 721 | 794 |
| Costa Rica | 3,196 | 2,912 | 2,860 | 3,021 | 3,006 |
| Panamá | 7,993 | 7,567 | 8,117 | 7,412 | 7,265 |
| Istmo Centroamericano | 18,254 | 17,544 | 18,050 | 17,704 | 17,647 |

Fuente: Empresas Portuarias del Istmo Centroamericano y Autoridad Marítima de Panamá



Fuente: Empresas Portuarias del Istmo Centroamericano y Autoridad Marítima de Panamá



COMISIÓN CENTROAMERICANA DE TRANSPORTE MARÍTIMO



Istmo Centroamericano: Movimiento de contenedores por país, (TEU), Años 2001-2017

| País/Año | 2001 | 2002 | 2003 | 2004 | 2005 | 2006 |
|----------------------|------------------|------------------|------------------|------------------|------------------|------------------|
| Guatemala | 597,775 | 681,078 | 725,976 | 750,343 | 770,363 | 835,253 |
| El Salvador | 17,721 | 42,221 | 66,216 | 93,647 | 104,370 | 124,331 |
| Honduras | 397,659 | 413,842 | 470,340 | 555,854 | 591,697 | 593,800 |
| Nicaragua | 10,933 | 10,447 | 12,328 | 16,983 | 18,951 | 47,948 |
| Costa Rica | 616,900 | 646,971 | 676,438 | 734,088 | 778,651 | 880,436 |
| Panamá | 1,591,472 | 1,544,774 | 1,991,659 | 2,428,799 | 2,774,569 | 3,027,562 |
| Centroamérica | 3,232,460 | 3,339,333 | 3,942,957 | 4,579,714 | 5,038,601 | 5,509,330 |

Continúa

Continuación

Istmo Centroamericano: Movimiento de contenedores por país, (TEU), Años 2001-2017

| País/Año | 2007 | 2008 | 2009 | 2010 | 2011 | 2012 |
|----------------------|------------------|------------------|------------------|------------------|------------------|-------------------|
| Guatemala | 876,653 | 905,705 | 887,322 | 1,022,994 | 1,163,076 | 1,500,799 |
| El Salvador | 144,458 | 156,323 | 126,369 | 146,819 | 161,226 | 160,981 |
| Honduras | 636,433 | 669,802 | 571,720 | 612,844 | 662,672 | 663,945 |
| Nicaragua | 61,457 | 63,234 | 59,932 | 68,326 | 84,467 | 94,444 |
| Costa Rica | 968,559 | 1,004,975 | 909,442 | 1,036,214 | 1,095,490 | 1,229,529 |
| Panamá | 4,074,480 | 4,651,926 | 4,244,740 | 5,593,199 | 6,629,943 | 6,984,447 |
| Centroamérica | 6,762,040 | 7,451,965 | 6,799,525 | 8,480,396 | 9,796,874 | 10,634,145 |

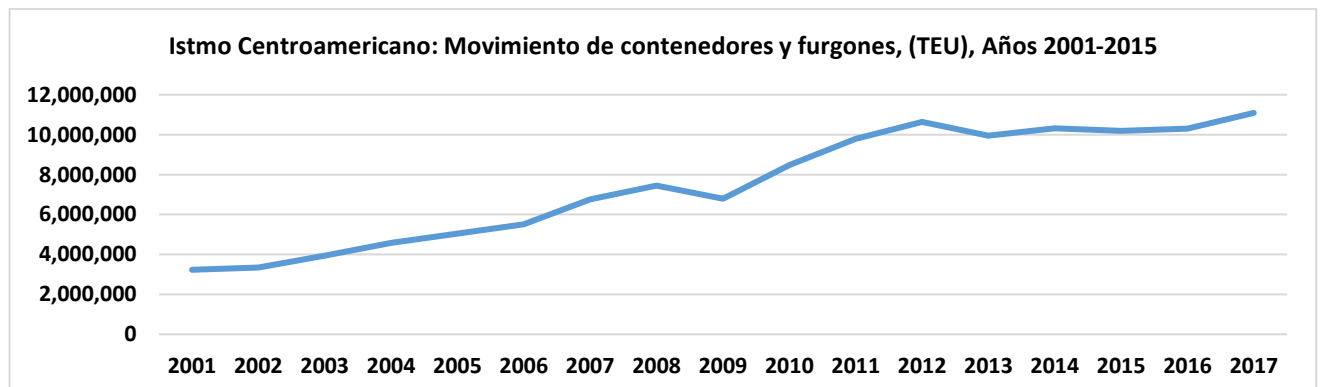
Continúa

Continuación

Istmo Centroamericano: Movimiento de contenedores por país, (TEU), Años 2001-2017

| País/Año | 2013 | 2014 | 2015 | 2016 | 2017 |
|------------------------|------------------|-------------------|-------------------|-------------------|-------------------|
| Guatemala | 1,211,562 | 1,263,485 | 1,470,100 | 1,470,101 | 1,474,200 |
| El Salvador | 180,634 | 179,260 | 202,165 | 202,164 | 209,903 |
| Honduras | 671,467 | 682,859 | 757,271 | 757,271 | 824,808 |
| Nicaragua | 98,153 | 116,317 | 156,900 | 156,901 | 190,756 |
| Costa Rica | 1,246,829 | 1,298,579 | 1,338,979 | 1,441,756 | 1,489,210 |
| Panamá | 6,538,074 | 6,770,243 | 6,271,681 | 6,271,683 | 6,899,254 |
| Centroamericano | 9,946,719 | 10,310,743 | 10,197,096 | 10,299,876 | 11,088,132 |

Fuente: Empresas Portuarias del Istmo Centroamericano y Autoridad Marítima de Panamá



Fuente: Empresas Portuarias del Istmo Centroamericano y Autoridad Marítima de Panamá

“Por una Región Competitiva e Integrada para el Desarrollo del Transporte Marítimo y el Comercio Internacional”

Tel. (505) 2222-2754, 2222-3560 Fax. (505) 2222-2759. www.cocatram.org.ni